

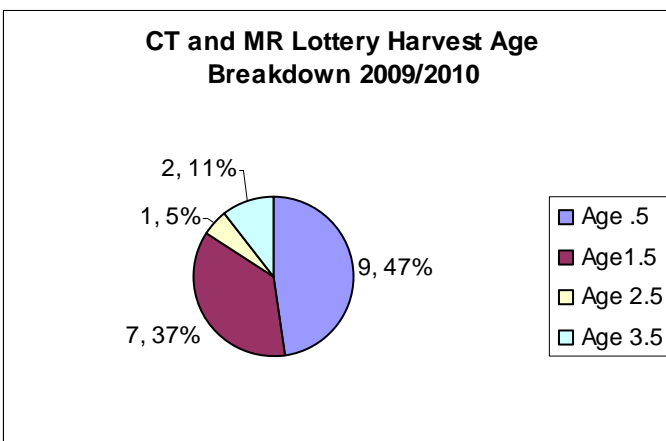
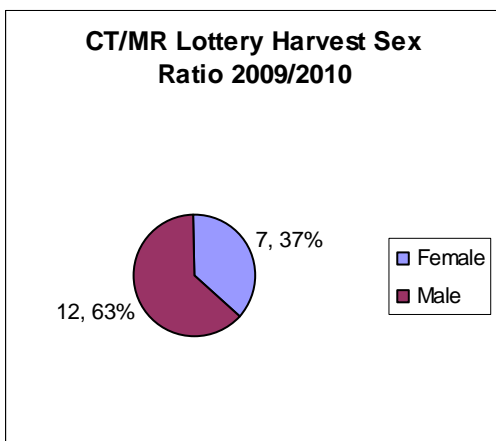
## Fall 2009/2010 Whitetail Harvest Statistics For Patuxent Research Refuge

Statistics compiled by Timothy R. Duclos

Data obtained by Jessi Tapp, Bryan Jones, and Tim Duclos at Hunting Control Check Station

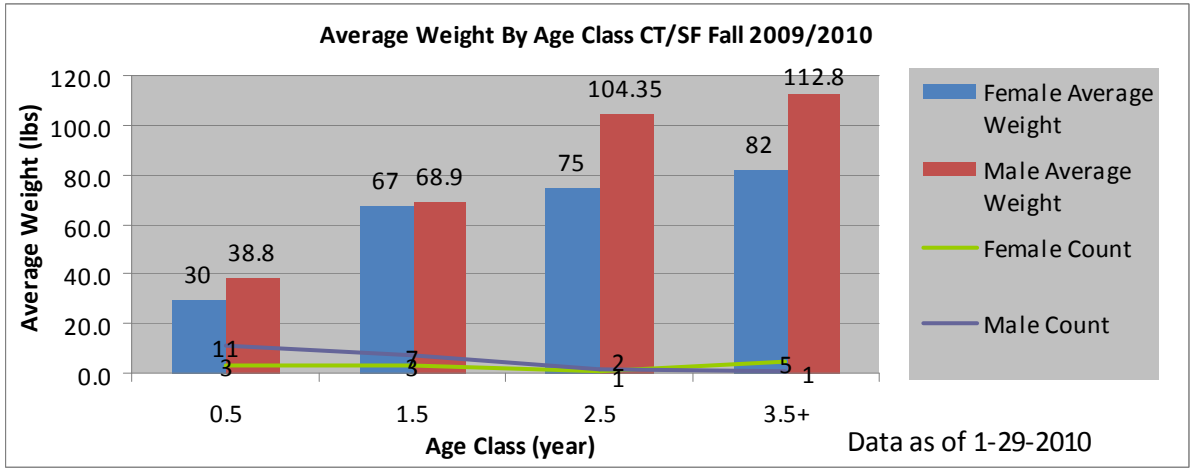
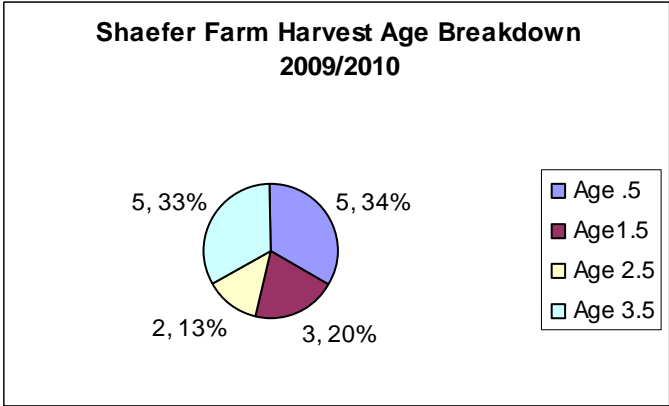
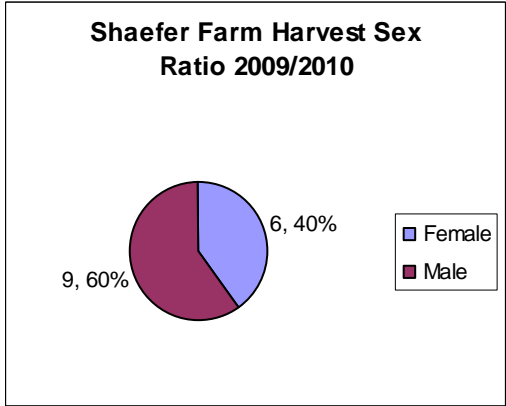
*All data as of conclusion of season*

<b>CT and MR Lottery 2009/2010</b>				
<b>Date</b>	<b>Sex</b>	<b>Weight (lb)</b>	<b>Age</b>	<b>Points</b>
10/17/2009	Female	75	2.5	
10/17/2009	Male	34	0.5	BB
10/17/2009	Male	38	0.5	BB
10/17/2009	Male	46.3	0.5	BB
10/17/2009	Male	46.6	0.5	BB
10/17/2009	Female	72.1	1.5	
10/31/2009	Female	75.2	3.5+	
10/31/2009	Male	30.3	0.5	BB
10/31/2009	Female	39	0.5	
10/31/2009	Male	74	1.5	BB
10/31/2009	Male	61.3	1.5	BB
10/31/2009	Male	59	1.5	BB
10/31/2009	Male	40	0.5	BB
11/14/2009	Male	33.5	0.5	BB
11/14/2009	Female	18.5	0.5	
11/14/2009	Male	69.5	1.5	<3 IN
11/14/2009	Male	77.3	1.5	BB
11/14/2009	Female	87.7	3.5+	
11/14/2009	Female	73.5	1.5	
<b>Total</b>	<b>19</b>			



<b>Shaefer Farm 2009/2010</b>				
<b>Date</b>	<b>Sex</b>	<b>Weight (lb)</b>	<b>Age</b>	<b>Points</b>
10/24/2009	Male	61.3	1.5	Spike <3in
10/24/2009	Female	84.5	3.5+	
10/26/2009	Male	79.8	1.5	BB
10/28/2009	Female	31.4	0.5	
10/28/2009	Male	35.4	0.5	BB Piebald partial
10/29/2009	Male	42.2	0.5	BB

10/29/2009	Male	137.2	2.5	10
11/7/2009	Male	40	0.5	BB
11/7/2009	Male	71.5	2.5	BB
11/7/2009	Male	40.1	0.5	BB
11/7/2009	Male	112.8	3.5+	10
12/9/2009	Female	85.5	3.5+	
12/30/2009	Female	75.9	3.5+	
1/2/2010	Female	83.3	3.5+	
1/23/2010	Female	56.4	1.5	
<b>Total</b>	<b>15</b>			



**Central Tract/Shaefer Farm Deer Harvest Total 2009/2010:**

**34**